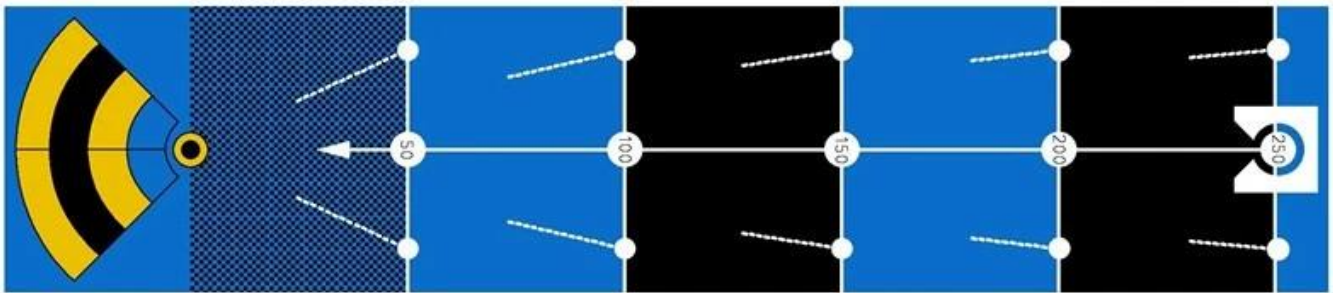

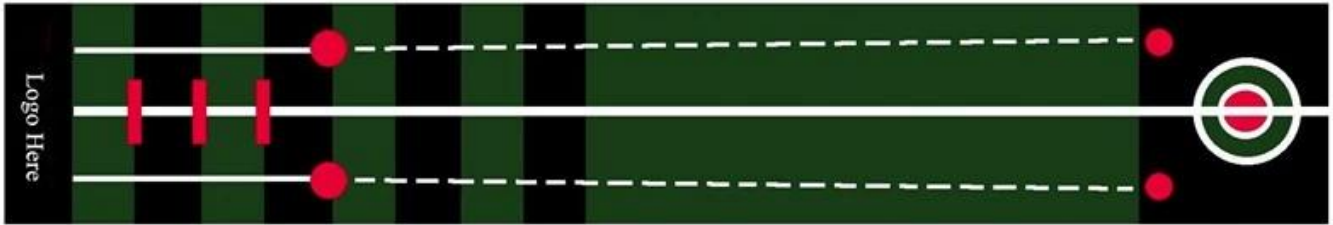


□□:

- 1) □□ □□□ □□□ □□□ □□ □□ □□ □□
- 2) 100 % □□ □□ □□.
- 3) □□ □□ □ □□ □ TPR□□.
- 4) □□ □□ □□ □□ □□ □□□.
- 5) □□ □□ □□ □□□ □□□□ □□□□□.
- 6) □□□□ □□ □□□ □□ □ □□□□.

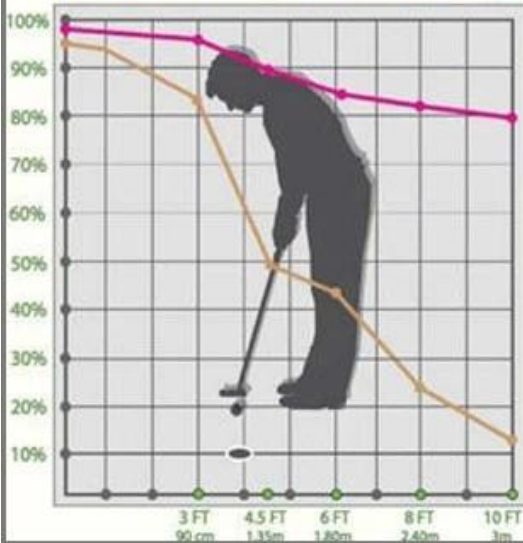


□□ □ □□□ □□ ' □□□ :



## STATISTICS OF PUTTING

— Without the Golf Putting Mat — With the Golf Putting Mat



## Why Choose Our Golf Putting Mat???

1. Perfect training aid to master distance control and tempo for your putts.
2. Suitable for beginners, intermediate, advanced players and professionals.
3. Helps visualize the optimum distance past the hole on a real green.
4. 2-training mode mat (can be played from both ends).
5. Helps review basics: alignment, aim, roll of ball & develop feel and touch
6. Perfect rolling speed : 9.5 on both ends and the ball does not bump out.
7. Play in pair or with friends or children and have fun.
8. Distance control = choose to play aggressively or conservatively.



Easy to carry, easy to use !



Whenever, wherever !



## Outdoor Use (Yard or Balcony)



[chinamat.en.alibaba.com](http://chinamat.en.alibaba.com)

## Indoor Use (Office or Home)

